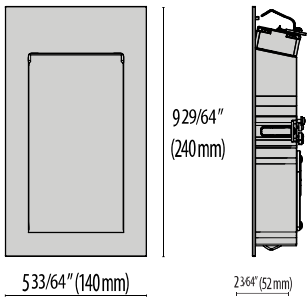


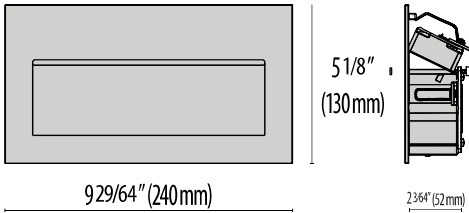
- Recessed wall step light series. Fixtures consist of:
- Multi-step powder-coat painting process, optimized against UV rays and corrosion.
 - Copper-free precision machined anodized aluminum housing and optical compartment.
 - Frosted, flat, tempered silk-screened soda-lime glass diffuser.
 - Custom molded, anti-aging gasket(s).
 - Custom MCPCB utilized to maximize heat dissipation and promote a long LED life.
 - IESNA Type III light distribution.
 - Input voltage: 120-277 V (50 / 60 Hz), integral driver.
 - Pre-wired factory sealed cable for external electrical connection included.
 - Stainless steel grounding tether included.
 - Consult factory for dimming options, custom finishes, and non-cataloged CCT (Kelvin) options.
 - Consult factory for custom pre-wired factory sealed cable length options.
 - Stainless steel recessed rough-in kit can be ordered separately.
 - 5-year warranty.
 - Product meets Buy American Act requirements within ARRA.
 - Marine Grade finish.
 - Suitable for Natatorium applications.



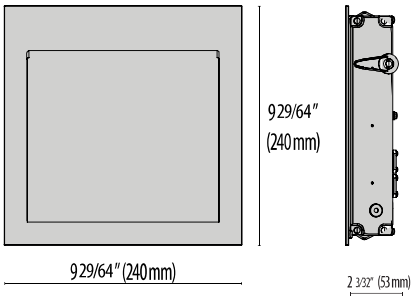
- FINISHES**
- GR-EV1 / Anodized aluminum / Matt
 - BK-81 / Black / Textured
 - AN-96 / Iron gray / Textured
 - GR-94 / Aluminum metallic / Textured
 - WH-87 / White / Textured
 - RB-10 / Iron rust / Textured



ALU TECH
RV



ALU TECH
RO



ALU TECH
SQ

Wattage	
RV	6W
RO	11W
SQ	11W

Lumen Output	27K	3K	35K	4K
RV	202	207	212	212
RO	383	396	408	421
SQ	428	441	454	467



Scan here
for installation
instructions

Order Guide - Alu Tech



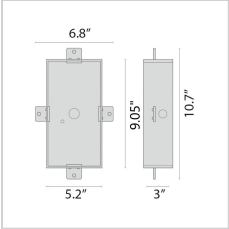
Order code example **AT-RV-AA-4K-120V-ELV-18"Whip**

AT-

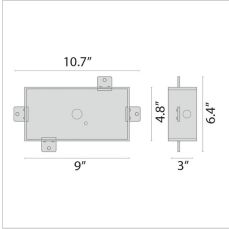
Housing Style	Finish	Color Temperature	Voltage	Controls	Options
RV Vertical	AA Anodized Aluminum	27K 2700k	UNV 120-277V	NA Non Dimming	XX" Whip Cable Extension (6" Standard)
RO Horizontal	AM Aluminum Metallic	3K 3000k		0-10V 0-10V Dimming	
SQ Square	IG Iron Gray	35K 3500k		ELV ELV Dimming	
	IR Iron Rust	4K 4000k			
	BK Textured Black				
	WH Textured White				
	CC Custom Color				

INCLUDED ACCESSORIES

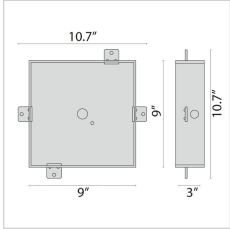
DESCRIPTION	FINISH	PART NUMBER
ALU TECH		
Rough in - ALU TECH RV		3101407
Rough in - ALU TECH RO		3101409
Rough in - ALU TECH SQ		3101408



310407
Recessed Alu Tech RV



310409
Recessed Alu Tech RO



310408
Recessed Alu Tech Square